



What EEC Software Version Do You Have?

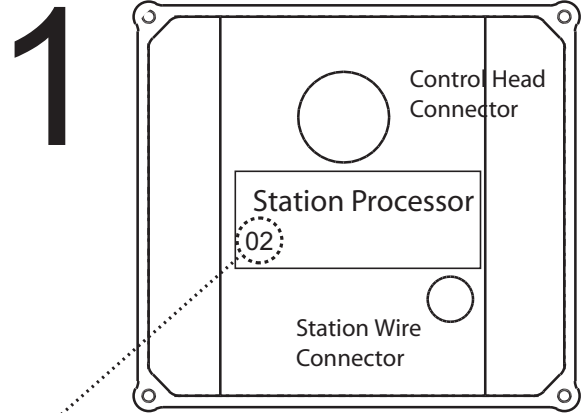
The illustrations below depict where to find your EEC's software version number.

For EEC-1000 systems:

- 1) Check for the version # on the Station Processor cover - if no Station Processor present. . .
- 2) Check Engine Processor Cover (see below) or . . .
- 3) Remove Engine Processor cover and locate & remove DIP Switch Access cover. You will find version # on EPROM labels (see below).

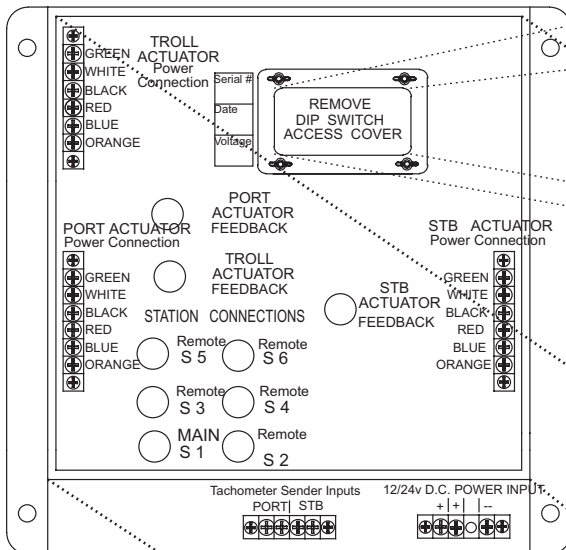
Software versions will range from NBS02 — NBS08

STATION PROCESSOR

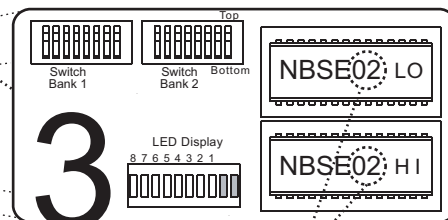


Version Number (02 thru 08)

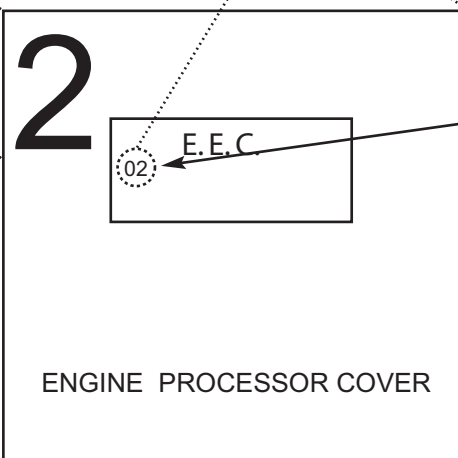
ENGINE PROCESSOR



DIP SWITCH & LED INDICATOR ASSEMBLY



Version Number (02 thru 08)

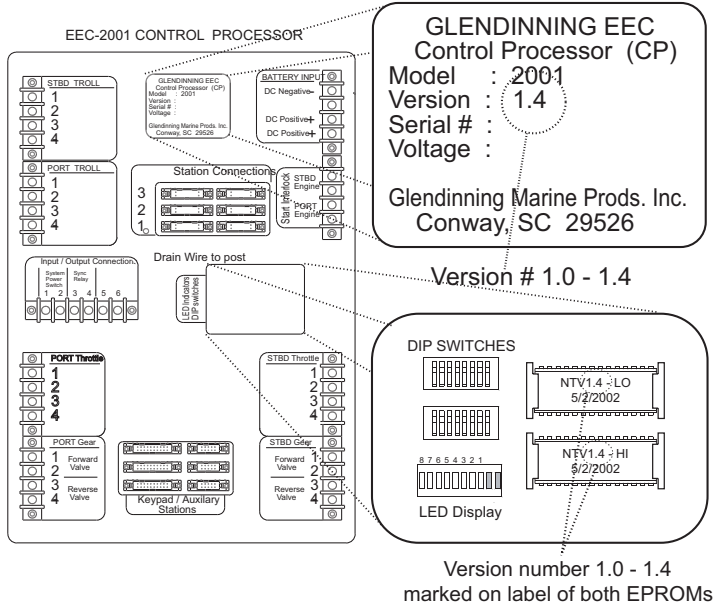


ENGINE PROCESSOR COVER

NOTE:
Version numbers appeared on the front cover of the engine processor beginning with version 4.0 — for earlier versions refer to locations 1 or 3.

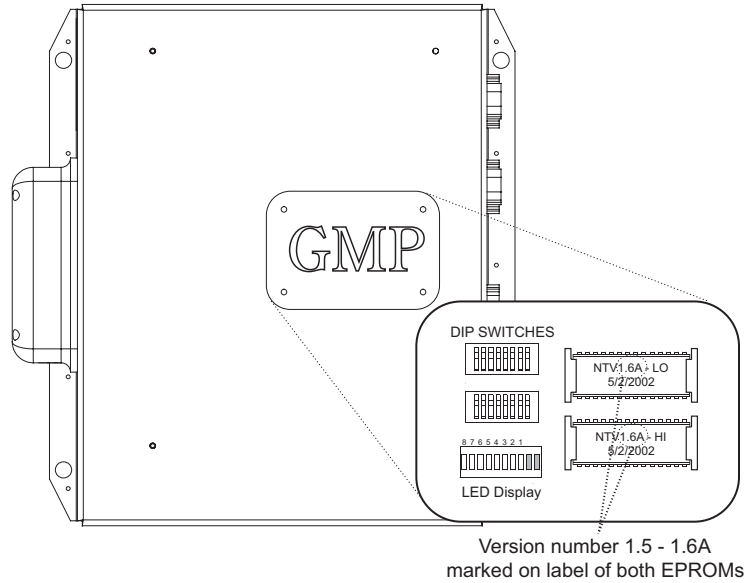
For EEC-2001 systems that have CP with Terminal barrier strips:

Remove the Control Processor cover and locate the label for the software version number. Some earlier versions do not have this label. To find software versions remove access panel for DIP Switches (software versions v1.0 — v1.4)



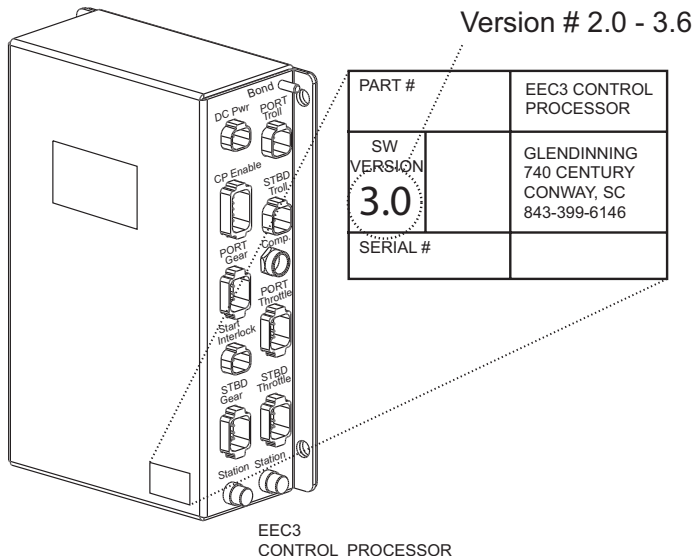
For EEC-2001 systems that have CP with Deutsch Connectors:

Remove the Access cover and locate the label for the software version number on the label for either the LO or HI EPROMs. Software versions range from v1.5 — v1.6a



For EEC-3 systems:

Locate the label on the front cover of the Control Processor for the software version number. Software versions range from 2.0 — 3.6



For Smart Actuator systems:

Remove the cover and locate the label on the front of the Actuator for the label with the software version number. Software versions range from 3.1 — 3.4

